



# **MULTIFUNCTIONAL HOSPITAL**

## **FEASIBILITY STUDY**

### **PRELIMINARY PROJECT**





## **CONTENTS 1**

- 1. TABLE OF CONTENTS**
- 2. INTRODUCTION**
- 3. REPRESENTATION OF THE NEEDS AND MAIN OBJECTIVES**
- 4. PROPOSAL FOR INTERVENTION: URBAN ASPECTS**
  - 4.1 GENERAL PLANIMETRY**
  - 4.2 VIABILITY, ACCESS AND AREAS TO PARKING**
  - 4.3 VIEW OF THE HOSPITAL COMPLEX**
  - 4.4 TERRITORIAL PLANT NETWORKS**
- 5. PROPOSAL FOR INTERVENTION: HOSPITAL PLANNING**
  - 5.1 FUNCTIONAL ANALYSIS AND CONNECTIONS**
  - 5.2 LIST OF FUNCTIONS AND FUNCTIONAL AREAS**
  - 5.3 LOCALIZATION BY PLAN: GRAPHIC TABLES**
  - 5.4 AREASFUNCTIONALS: CARDS**
  - 5.5 ROUTES ANALYSIS**
  - 5.6 SCHEDULES OF ACCOMODATION**
- 6. EXPECTED TIMES**



**2 PHARMA1HUMANITAS HOLDINGS LTD PROVIDE CONSULTING SERVICE,FEASIBILITY STUDY FOR HEALTH-CARE SECTOR.OUR PANEL OF EXPERTS CARRY OUT GENERAL CONTRACTOR & ENGINEERING CONSTRUCTION AND DESIGN PROJECTS and SERVICES.**



The present study concerns the technical, scientific and management feasibility of a multi functional Hospital of excellence operating in the various health fields with the aim of becoming a center of specialized excellence to be realized in the customer's territory that will request in future. Programme in the health sector, in particular for the construction of a Multifunctional hospital, renovation of operating theatres, sterilisation centres to provide services in the public hospitals and strengthening of the ambulance fleet in the hospitals.





### 3 REPRESENTATION OF THE NEEDS AND MAIN OBJECTIVES

The project of a multispecialistic Hospital of excellence pursues, on the one hand, the goal of modernizing healthcare facilities in highly specialized medical areas, on the other it has the ambition to act as a clinical model of reference in the national and supranational scenario.

The philosophy of architectural intervention is based above all on the typological flexibility of the structure that guarantees a high flexibility of use and management and the possibility of adapting and modifying the structure over time. This is guaranteed on the one hand by the use of a regular mesh and by the unification of modular cells, on the other by the clear diversification of the functions and the horizontal and vertical hospital flows that allow the possibility of expansions both in terms of hospitalization and diagnostic structure and therapeutic.

From a health point of view, the structure has the objective of responding to a demand on a national scale in the highly specialized medical fields with high technological impact. Therefore, the proposal of a clinic characterized by different specialties emerged, for a total of about 100 beds of ordinary hospitalization, as well as 12 intensive care stations. To support the hospitalization units a nucleus of 4/5 operating theaters, the Diagnostic Imaging, Radiotherapy, Nuclear Medicine, Laboratories and other departments and hospital and general services explained below. In this phase, all the support services (kitchen, canteen, laundry, etc.) were also provided within the structure, which could eventually be outsourced also in relation to the location of the structure and the existence of a network of services in site.

The project has also arisen from the outset with the complete provision of plant engineering and electro-medical equipment, up to hospital and general equipment, in order to characterize the hospital in its main functions and to avoid necklines between the building envelope and the technological heart. The timing and economic program is oriented to the realization of a "turnkey" complex, ready to be started, with subsequent steps of use, starting from its delivery.





Finally, the ultimate aim characterizing the intervention is that of project sustainability over time. Sustainability understood as a project to manage and manage the structure from the start up phases to the medium and long term, in technical, administrative and medical terms. By this way, the objective is to guarantee, also through a staff training program to start from the planning stages, the know-how necessary for the operation, maintenance and development of the hospital, with the prospect of possible partnerships with the most renowned rehabilitation & scientific international centres.





#### 4. FEASIBILITY: URBAN ASPECTS

The study of the settlement on a territorial scale assumes the availability of an urban, or extra-urban area served by the main transport lines, of about 300 meters x 500 meters, with the possibility of the main connections to energy networks within limited distances ( about 15 hectares) if we consider a band of respect for the central core of the plant - hospital structure (hospital - services - car parks) for linear meters 200 x 400 equal to 80,000 square meters. This range of compliance may vary according to availability and the needs of a future expansion.

It is also assumed that the land is flat and suitable for building from a geotechnical and hydrological point of view.

The project proposal includes a main building divided into four levels (basement and ground floors with diagnostic and therapeutic services and two hospitalization plans), an independent building for the technological plants and a road loop that detaches itself from the public road and circumscribes the hospital, allowing direct access to the facility at various service points.

Within the external areas there are three functionally separate parking areas: for users and administrative staff, near the main entrance, for staff and for mortuary service users. From a plan-volumetric point of view, the complex, of about 100,000 cubic meters on an area of 150,000 square meters (with a ground density of less than 1 cubic meter) is substantially horizontal, in relation to the most frequent types of hospitals, with a maximum height less than 12 meters on the three floors above ground. Also the prediction of a doubling of the beds of ordinary hospitalization is thought through the duplication of the two hospital wards in a horizontal direction. The surface may vary in defect up to the already quoted eight hectares.



#### 4.1 GENERAL PLAN OF THE OPERATING NUCLEUS





#### 4.2 VIABILITY, ACCESS AND AREAS TO PARKING

Starting from the public road it is possible to achieve the hospital complex fby a complex of the streets from a roundabout distributing the users to four functionally distinct paths and / or parking areas. The first path leads to the parking area that overlooks the main entrance, about 7500 square meters. That allows the stationing of about 250 cars and is intended for administrative staff, students of the school (medical specialists, nurses and visitors, the second path leads to the car park reserved for health personnel, about 3000 square meters, with a receptivity of about 100 parking spaces, near thededicated entrance and changing rooms, the third access or route will be for ambulances or cars that accompany non-ambulant patients to the structure, the fourth route for services and goods leads tothe square behind the structure hospital, located in the basement, with various accesses dedicated to the technological centers and the different warehouses.





**4. THREE-DIMENSIONAL VIEWS OF THE HOSPITAL COMPLEX (THE AESTHETIC VEST, THE CUT OF THE OPENINGS, WINDOWS, ETC. IS PURELY INDICATIVE)**



(THE AESTHETIC VEST, THE CUT OF THE OPENINGS, WINDOWS, ETC. IS PURELY INDICATIVE)





(SHAPE AND GEOMETRY OF THE OPENINGS IS PURELY INDICATIVE )





(PHOTOGRAPHIC HYPOTHESIS)





PLAN DE MASSE



FACADE ENTREE PRINCIPALE



MORGUE





## LOGEMENTS D'ASTREINTE





#### 4.4 NETWORK TERRITORIAL PLANT NETWORKS

The present feasibility study is based on the hypothesis that exist, in the immediate vicinity of the assigned building area, the main plant networks and more precisely:

- drinking cold water network;
- sewerage network;
- medium voltage power grid;
- gas network

Eventually you will have to provide not with simple "connections" but with new pipelines and / or networks until you reach the areas of delivery or delivery.





## 5 INTERVENTION

The architectural choice based on different buildings designed with the aim of transmitting an image of low density building in which the numerous internal patios and the movement of the facades naturally illuminate most of the rooms and connective by ensuring greater livability for patients, staff and visitors. The architectural system consists of a basement, a plate house extended horizontally on the ground floor and two linear bodies of hospitalization on the two upper floors.

The plate houses most of the services for external users, as well as the front of the basement. Inpatient units, which instead require a greater degree of segregation and confidentiality, are placed, as already mentioned in the first and second plans.

According to this criterion on the ground floor from the main entrance, the visitor can enter through a corridor dedicated to day-hospital and day-surgery departments, while through a "road" between two large patios, it is possible to access to the atrium that leads to the connections vertical with the upper floors and the basement and serves as a waiting area for the clinics and laboratories. The factory building to the left of the main entrance houses the administrative offices.

The articulation of the complex and the study of hospital flows and pathways also makes it possible to guarantee a possible extension of hospitalization in the future, obtainable with the doubling of the two buildings currently planned, without the need to make changes to the original plant.





## 5.1 FUNCTIONAL ANALYSIS: LOCALIZATION AND CONNECTIONS

The structure hosts a series of functions related to the following areas and services:

Area of hospitalization, divided into four operating units with 25 beds each, 2 intensive care units of 6 beds each, for a total of 100 beds of ordinary hospitalization and 12 beds of intensive care;

Outdoor services, including the clinic, the day-hospital and the day surgery;

Diagnosis and therapy, internal and external, including the Central Laboratory, the Diagnostic Imaging Department, Radiotherapy, Nuclear Medicine and the Operating Room with 4 rooms;

Health and hospital services such as central sterilization and pharmacy;

General, technical and administrative services, including entry and acceptance, changing rooms for staff, kitchen and canteen, laundry, chapel, bar, and administrative offices;

areas for teaching and research, and any laboratories; technological areas to house the plants of mechanical plants, electrical and special systems.

In order to facilitate the identification of the various areas or services, below are some graphical diagrams in which each functional sector is identified by a reference color identifying the area or service to which it belongs.




For each single function, a sheet was also drawn up that shows the indicative surface including internal distribution spaces, functional links and the list of minimum structural requirements.








## 5.2 LIST OF FUNCTIONS AND FUNCTIONAL AREAS



### A. REPARTI DI DEGENZA

-  TERAPIA INTENSIVA
-  TERAPIA INTENSIVA NEUROCHIRURGICA
-  DEGENZA TIPO





### B. SERVIZI PER ESTERNI


-  AMBULATORIO GENERALE
-  DAY- HOSPITAL
-  DAY- SURGERY

### C. REPARTI DI DIAGNOSI E TERAPIA

-  BLOCCO OPERATORIO
-  LABORATORIO CENTRALE
-  RADIOTERAPIA
-  MEDICINA NUCLEARE
-  RADIOLOGIA, DIAGNOSTICA PER IMMAGINI
-  ENDOSCOPIA

### D. DIREZIONE E AMMINISTRAZIONE

-  DIREZIONE SANITARIA
-  AMMINISTRAZIONE
-  ACCETTAZIONE, INGRESSO PRINCIPALE
-  ARCHIVIO MEDICO



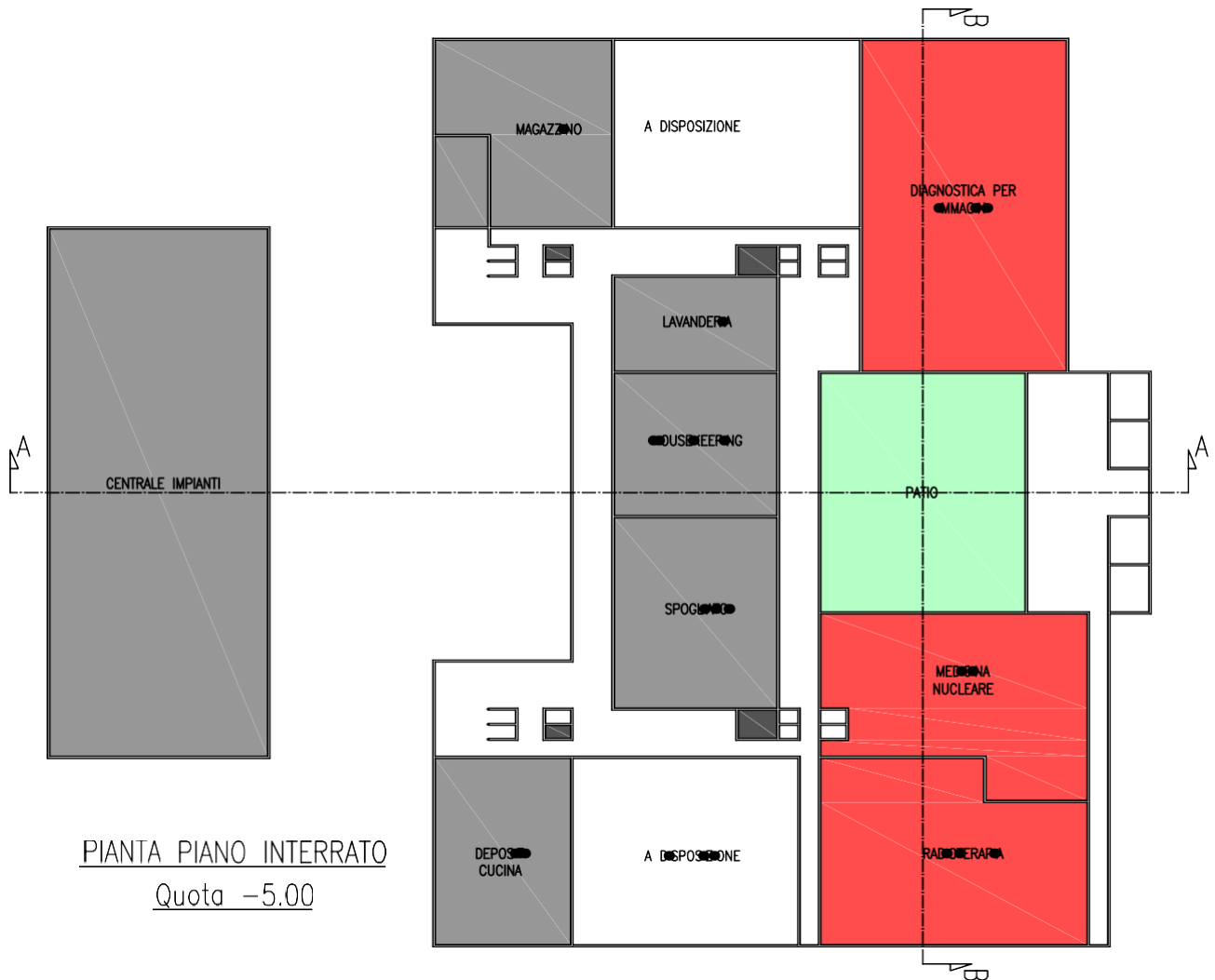


<b>F. SERVIZI GENERALI</b>	
<input type="checkbox"/>	FARMACIA
<input type="checkbox"/>	STERILIZZAZIONE CENTRALE
<input type="checkbox"/>	LAVANDERIA
<input type="checkbox"/>	CUCINA
<input type="checkbox"/>	MENSA
<input type="checkbox"/>	HOUSEKEEPING
<input type="checkbox"/>	MAGAZZINI GENERALI

<input type="checkbox"/>	MANUTENZIONE
<input type="checkbox"/>	MANUTENZIONE BIOMEDICA
<input type="checkbox"/>	UFFICIO TECNICO
<input type="checkbox"/>	SPOGLIATOI GENERALI

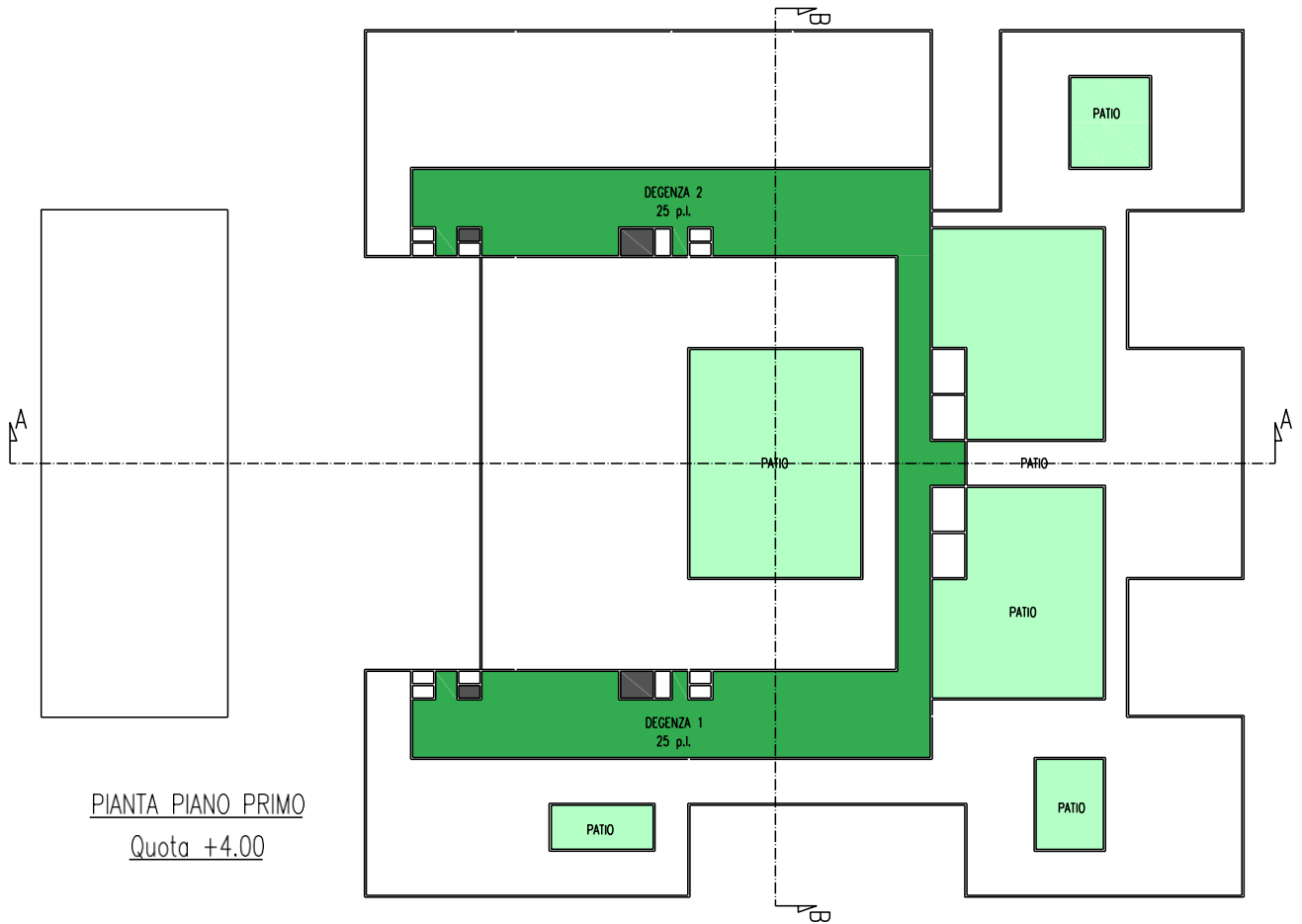


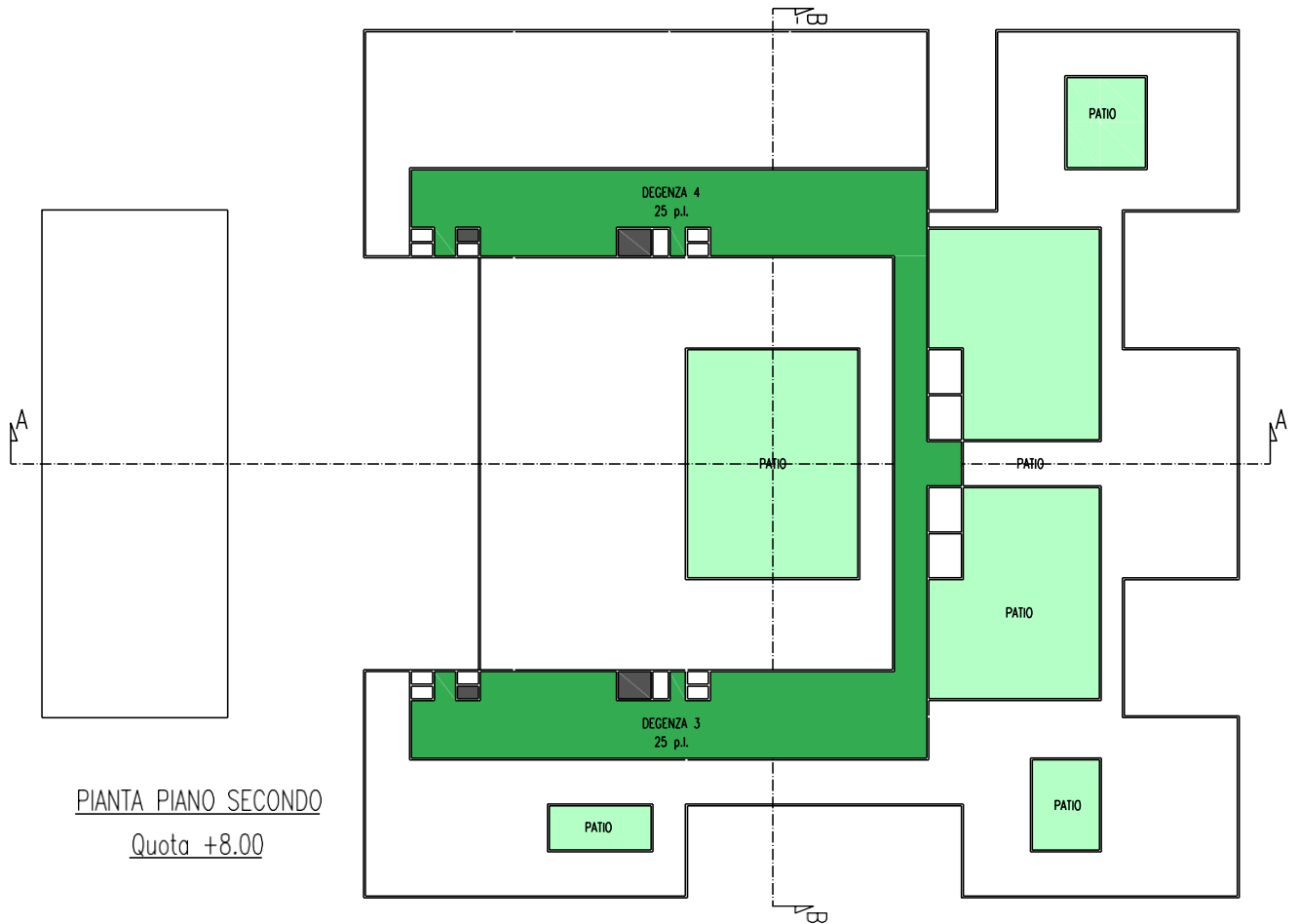
### 5.3 LOCATION FUNCTIONS FOR FLOOR: GRAPHIC TABLES











PIANTA PIANO SECONDO  
Quota +8.00



5.4 REE FUNZIONALI: SCHEDE

<b>AREA FUNZIONALE</b>	
<b>TERAPIA INTENSIVA</b>	
SUPERFICIE LORDA	363 MQ
UBICAZIONE	PIANO TERRA
COLLEGAMENTI FUNZIONALI	BLOCCO OPERATORIO, STERILIZZAZIONE CENTRALE, LABORATORIO
<p><b>REQUISITI STRUTTURALI MINIMI:</b></p> <ul style="list-style-type: none"> <li>• ZONA FILTRO DEGENTI</li> <li>• ZONA FILTRO PERSONALE ADDETTO</li> <li>• LOCALE PER PAZIENTI INFETTI DOTATO DI FILTRO</li> <li>• N. 5 POSTAZIONI TECNICHE INTENSIVE</li> <li>• LOCALI PER I MEDICI</li> <li>• LOCALI PER IL LAVORO DEGLI INFERMIERI</li> <li>• SERVIZI IGIENICI PER IL PERSONALE</li> <li>• DEPOSITI DEL MATERIALE PULITO</li> <li>• DEPOSITI DEL MATERIALE SPORCO</li> </ul>	





## AREA FUNZIONALE

### TERAPIA INTENSIVA NEUROCHIRURGICA

SUPERFICIE LORDA 335 MQ

UBICAZIONE PIANO TERRA

COLLEGAMENTI FUNZIONALI BLOCCO OPERATORIO, STERILIZZAZIONE CENTRALE, LABORATORIO, DEGENZE

#### REQUISITI STRUTTURALI MINIMI:

- ZONA FILTRO DEGENTI
- ZONA FILTRO PERSONALE ADDETTO
- LOCALE PER PAZIENTI INFETTI DOTATO DI FILTRO
- N. 5 POSTAZIONI TECNICHE INTENSIVE
- LOCALI PER I MEDICI
- LOCALI PER IL LAVORO DEGLI INFERMIERI
- SERVIZI IGIENICI PER IL PERSONALE
- DEPOSITI DEL MATERIALE PULITO
- DEPOSITI DEL MATERIALE SPORCO





<b>AREA FUNZIONALE</b>	
<b>DEGENZA TIPO</b>	
SUPERFICIE LORDA	911 MQ
UBICAZIONE	PRIMO PIANO
COLLEGAMENTI FUNZIONALI	BLOCCO OPERATORIO, SERVIZI DI DIAGNOSI E TERAPIA, SERVIZI GENERALI, INGRESSO VISITATORI
<b>REQUISITI STRUTTURALI MINIMI:</b> <ul style="list-style-type: none"><li>• N. 25 POSTI LETTO SUDDIVISI IN CAMERE DOPPIE E SINGOLE CON SERVIZIO IGIENICO ANNESSO</li><li>• LOCALI PER VISITA E MEDICAZIONI</li><li>• STUDI MEDICI</li><li>• LOCALE DI LAVORO INFERMIERI</li><li>• LOCALE CAPOSALA</li><li>• SPAZI ATTESA PER I VISITATORI</li><li>• SERVIZI IGIENICI PER VISITATORI</li><li>• CUCINA DI REPARTO</li><li>• BAGNO ASSISTITO</li><li>• DEPOSITO DEL MATERIALE PULITO</li><li>• DEPOSITO DEL MATERIALE SPORCO, DOTATO DI VUOTATOIO E LAVAPADELLE;</li><li>• DEPOSITO DELLE ATTREZZATURE</li><li>• SERVIZI IGIENICI PER IL PERSONALE</li></ul>	





<b>AREA FUNZIONALE</b>	
<b>AMBULATORIO GENERALE</b>	
SUPERFICIE LORDA	797 MQ
UBICAZIONE	PIANO TERRA
COLLEGAMENTI FUNZIONALI	UTENTI ESTERNI, DEGENZE

<b>AREA FUNZIONALE</b>	
<b>DAY HOSPITAL</b>	
SUPERFICIE LORDA	876 MQ
UBICAZIONE	PIANO TERRA
COLLEGAMENTI FUNZIONALI	DEGENZE, UTENTI ESTERNI
<b>REQUISITI STRUTTURALI MINIMI:</b>	
<ul style="list-style-type: none"><li>• N. 20 POSTI LETTO SUDDIVISI IN CAMERE DOPPIE E SINGOLE CON SERVIZIO IGIENICO ANNESSO</li><li>• SALA CHEMIOTERAPIA</li><li>• LOCALI PER VISITA E MEDICAZIONI</li><li>• STUDI MEDICI</li><li>• LOCALE DI LAVORO INFERMIERI</li><li>• LOCALE CAPOSALA</li><li>• SPAZI ATTESA PER I VISITATORI</li><li>• SERVIZI IGIENICI PER VISITATORI</li><li>• CUCINA DI REPARTO</li><li>• BAGNO ASSISTITO</li><li>• DEPOSITO DEL MATERIALE PULITO</li><li>• DEPOSITO DEL MATERIALE SPORCO, DOTATO DI VUOTATOIO E LAVAPADELLE;</li><li>• DEPOSITO DELLE ATTREZZATURE</li><li>• SERVIZI IGIENICI PER IL PERSONALE</li></ul>	





<b>AREA FUNZIONALE</b>	
<b>DAY SURGERY</b>	
SUPERFICIE LORDA	600 MQ
UBICAZIONE	PIANO TERRA
COLLEGAMENTI FUNZIONALI	DEGENZE, UTENTI ESTERNI, STERILIZZAZIONE CENTRALE
<b>REQUISITI STRUTTURALI MINIMI:</b>	
<ul style="list-style-type: none"><li>• ZONA FILTRO DEGENTI</li><li>• ZONA FILTRO PERSONALE ADDETTO</li><li>• N. 2 SALETTE OPERATORIE</li><li>• LOCALI ANESTESIA</li><li>• ZONA RISVEGLIO UTENTI</li><li>• LOCALI PER I MEDICI</li><li>• LOCALI PER IL LAVORO DEGLI INFERMIERI</li><li>• SERVIZI IGIENICI PER IL PERSONALE</li><li>• DEPOSITI DEL MATERIALE PULITO</li><li>• DEPOSITI DEL MATERIALE SPORCO</li><li>• N. 1 DEPOSITO DELLO STRUMENTARIO CHIRURGICO</li></ul>	



**AREA FUNZIONALE**

**BLOCCO OPERATORIO**

SUPERFICIE LORDA 805 MQ

UBICAZIONE PIANO TERRA

COLLEGAMENTI FUNZIONALI DEGENZE, TERAPIE INTENSIVE, STERILIZZAZIONE CENTRALE, LABORATORIO

**REQUISITI STRUTTURALI MINIMI:**

- FILTRO DI ENTRATA DEGLI OPERANDI
- FILTRO SANITARIO PER IL PERSONALE ADDETTO
- ZONA PER LA PREPARAZIONE DEGLI OPERANDI
- ZONA PER LA PREPARAZIONE DEL PERSONALE ADDETTO
- N. 4 SALE OPERATORIE
- LOCALI ANESTESIA
- ZONA RISVEGLIO UTENTI
- LOCALI PER IL PERSONALE
- N. 1 DEPOSITO DEL MATERIALE PULITO
- N. 1 DEPOSITO DELLO STRUMENTARIO CHIRURGICO
- N. 1 DEPOSITO DEL MATERIALE SPORCO







<b>AREA FUNZIONALE</b>	
<b>LABORATORIO DI ANALISI</b>	
SUPERFICIE LORDA	1131 MQ
UBICAZIONE	PIANO TERRA
COLLEGAMENTI FUNZIONALI	DEGENZE, TERAPIE INTENSIVE, BLOCCO OPERATORIO, UTENTI ESTERNI
<b>REQUISITI STRUTTURALI MINIMI:</b>	
<ul style="list-style-type: none"><li>• ZONA PRELIEVI</li><li>• EMATOLOGIA</li><li>• URINE</li><li>• BATTERIOLOGIA</li><li>• IMUNOLOGIA E SIEROLOGIA</li><li>• CHIMICA CLINICA</li><li>• ELETTROFORESI E PROTEINE</li><li>• CENTRO TRASFUSIONALE</li><li>• IMMUNOCHEMICA</li><li>• LOCALE LAVAGGIO E STERILIZZAZIONE MATERIALI</li><li>• LOCALI PER GLI OPERATORI</li><li>• SERVIZI IGIENICI PERSONALE</li></ul>	
SUPERFICIE LORDA	871 MQ
UBICAZIONE	PIANO INTERRATO





COLLEGAMENTI FUNZIONALI

UTENTI INTERNI, DEGENZE

**REQUISITI STRUTTURALI MINIMI:**

- AREE DI ATTESA UTENTI ESTERNI
- AREE DI ATTESA UTENTI INTERNI
- SPAZI PER LE ATTIVITÀ DI ACCETTAZIONE, SEGRETERIA, ARCHIVIO
- SERVIZI IGIENICI PER IL PERSONALE
- SERVIZI IGIENICI PER UTENTI
- 1 LOCALE RADIOTERAPIA (ACCELERATORE LINEARE)
- 1 LOCALE COBALTO TERAPIA
- 1 LOCALE SIMULATORE
- AREA TECNICA DI STRETTA PERTINENZA DEGLI OPERATORI MEDICI E TECNICI
- AMBULATORI
- LOCALI PER GLI OPERATORI
- OFFICINA MASCHERE



**AREA FUNZIONALE**

**MEDICINA NUCLEARE**

SUPERFICIE LORDA

914 MQ

UBICAZIONE

PIANO INTERRATO

COLLEGAMENTI FUNZIONALI

UTENTI ESTERNI, DEGENZE

**REQUISITI STRUTTURALI MINIMI:**

- AREE DI ATTESA UTENTI ESTERNI FREDDA E CALDA
- AREE DI ATTESA UTENTI INTERNI FREDDA E CALDA
- SPAZI PER LE ATTIVITÀ DI ACCETTAZIONE, SEGRETERIA, ARCHIVIO
- SERVIZI IGIENICI PER IL PERSONALE
- SERVIZI IGIENICI PER UTENTI
- 2 LOCALI GAMMA CAMERA
- DEPOSITO ISOTOPI
- LOCALE PET
- LABORATORIO DI RADIOCHIMICA
- PERCORSO ADEGUATO PER IL MOVIMENTO IN USCITA ED ENTRATA DEI MATERIALI RADIOATTIVI
- LOCALI TECNICI E PER GLI OPERATORI





## AREA FUNZIONALE

### RADIOLOGIA, DIAGNOSTICA PER IMMAGINI

SUPERFICIE LORDA

1424 MQ

UBICAZIONE

PIANO INTERRATO

COLLEGAMENTI FUNZIONALI

UTENTI ESTERNI, DEGENZE

#### REQUISITI STRUTTURALI MINIMI:

- AREE DI ATTESA UTENTI ESTERNI
- AREE DI ATTESA UTENTI INTERNI
- SPAZI PER LE ATTIVITÀ DI ACCETTAZIONE, SEGRETERIA, ARCHIVIO
- SERVIZI IGIENICI PER IL PERSONALE
- SERVIZI IGIENICI PER UTENTI
- N. 2 LOCALI PER ESAMI ECOGRAFICI
- 1 SALA RMN E LOCALI CONNESSI
- 2 SALE TAC E LOCALI CONNESSI
- RX TORACICA
- RX OSSEA
- SALA TELECOMANDATA
- SALA UROLOGICA
- SALA POLIFUNZIONALE
- SALA MAMMOGRAFIA
- LOCALI REFERTAZIONE
- LOCAL PER IL PERSONALE



**AREA FUNZIONALE**

**ENDOSCOPIA**

SUPERFICIE LORDA	661 MQ
UBICAZIONE	PIANO TERRA
COLLEGAMENTI FUNZIONALI	UTENTI ESTERNI, DEGENZE

**REQUISITI STRUTTURALI MINIMI:**

- AREE DI ATTESA UTENTI ESTERNI
- AREE DI ATTESA UTENTI INTERNI
- SPAZI PER LE ATTIVITÀ DI ACCETTAZIONE, SEGRETERIA, ARCHIVIO
- SERVIZI IGIENICI PER IL PERSONALE
- SERVIZI IGIENICI PER UTENTI
- 2 SALE ENDOSCOPICHE
- PREPARAZIONE PAZIENTI
- LAVAGGIO STERILIZZAZIONE ENDOSCOPI
- LOCALI PER IL PERSONALE





## 5.5 ANALYSIS OF ROUTES: INPUTS, HORIZONTAL AND VERTICAL DISTRIBUTION, DIFFERENTIATION OF FLOWS

The functional organization provides for the diversification of the horizontal and vertical paths for staff / patients, external users and materials, in order to avoid mixing them.

All accesses to the complex are differentiated by user categories and located between the ground floor and the basement.

Along the front facing the public parking is the main entrance.

An internal service road, which enters a square created on the opposite side by the separation of deposits and technological power stations, on the lower floor, allows separate access for staff and various warehouses that all face the square. In a position still to be established, according to the real possibilities of the area available, will be placed the parking area reserved for health personnel, near the dedicated entrance, the entrance for ambulances and, at the opposite end, the parking for the mortuary service, all directly accessible from the outside.

Starting from the main entrance, a first separation between users begins: on the right a corridor directs the external users to the departments dedicated to them; on the left a corridor opposite the first leads to the administrative departments; visitors and other external users, on the other hand, can walk in a wide corridor between two large patios leading to the waiting room for laboratories and clinics; before the hall there are stairs and lifts that lead to the lower floor of the Diagnostic Imaging, Radiotherapy, and Nuclear Medicine departments and lead to the first and second floor hospital wards, carefully separated from other functions. This path does not interfere with that of the type of health reserved for staff and patients, more internal, which runs transversely to the ground floor and the basement with a direct descent from the wards in a barycentric position to the same.

The barycentric position of the operating block favors the immediacy of the vertical connection with the Degrees and horizontal with the Intensive Therapy, the Day Surgery and the Endoscopies.

Taking into consideration the individual categories of users we can guess that the paths are well separated and do not present interferences in the paths:

- Visitors: from the main entrance they can go to the left in case they are directed to the administrative offices or, through the "road of the patios", they reach the stairs / lifts block which leads to the upper floors of the hospital stays, completely segregated from the other hospital wards.
- Inpatients: access to the hospital, for uninvited patients, takes place through the main entrance and follows the same path as visitors. For patients arriving in the ambulance a separate entrance will be dedicated to be positioned according to the actual area available in the general plan.





Elevators placed in a barycentric position in the inpatient ward allow a connection with the basement floor from where the Diagnostic Imaging departments and Radiotherapy.

- Nuclear Medicine; same connection to the ground floor with the operating block, the laboratory, the endoscopies and possibly the centralized laboratory.
- External patients: from the main entrance they can go to the right to the Day-Hospital, to the Day-Surgery and to the Endoscopies or in front, through the "road of the patios" that ends in the waiting area for the clinics and the centralized laboratories. and from here via the stair / elevator block that leads to the lower floor they go to the Diagnostic Imaging, Radiotherapy and Nuclear Medicine departments;
- Personnel: follows in general the paths dedicated to patients.
- Materials: all materials are moved vertically through reserved elevators (located on the ground floor near the storage and kitchen areas) that disembark in the upper floors in a peripheral position (at the opposite end from the visitors' entrance). The paths are always separate from those of patients and visitors.

The functional connections between the individual departments are assured first of all by the contiguity between the various departments that require these connections.





## 5.6 SCHEDULES OF ACCOMODATION

			Piano
<b>A Reparti di degenza</b>			
A.1.	Terapia intensiva	363	0
A.5.	Terapia Intensiva Neurochirurgica	335	0
A.7.	Degenza tipo	911	1
A.7.	Degenza tipo	911	1
A.7.	Degenza tipo	911	2
A.7.	Degenza tipo	911	2
		<b>Totale</b>	<b>4.344</b>
<b>B Servizi per esterni</b>			
B.1.	Ambulatorio generale	797	0
B.4.	Day hospital	876	0
B.5.	Day surgery	600	0
		<b>Totale</b>	<b>2.273</b>
<b>C Reparti di diagnosi e terapia</b>			
C.2.	Blocco operatorio	805	0
C.4.	Laboratorio centrale	1.131	0
C.5.	Radioterapia	871	-1
C.6.	Medicina nucleare	914	-1
C.7.	Radiologia, diagn. per immagini	1.424	-1
C.8.	Endoscopia	925	0
		<b>Totale</b>	<b>6.070</b>
<b>D Direzione e amministrazione</b>			
D.1.	Direzione sanitaria	200	0
D.2.	Amministrazione	600	0
D.3.	Accettazione, ingresso principale	600	0
D.4.	Archivio medico	300	0
D.5.	Locali didattici e di supporto	564	1
D.6.	Moschea	400	0
		<b>Totale</b>	<b>2.664</b>
<b>E Insegnamento e ricerca</b>			
E.1.	Scuola eventuale specializzazioni o infermieri	600	0
E.6.	Laboratori di ricerca		
		<b>Totale</b>	<b>600</b>
<b>F Servizi generali</b>			
F.1.	Farmacia	300	0
F.2.	Sterilizzazione centrale	300	0
F.3.	Lavanderia	200	0
F.4.	Cucina	400	0
F.5.	Mensa	400	0
F.6.	Housekeeping	200	0
F.7.	Magazzini generali	600	0
F.8.	Manutenzione	300	0
F.9.	Manutenzione biomedica	150	0
F.10.	Ufficio tecnico	150	0
F.11.	Spogliatoi generali	700	0
		<b>Totale</b>	<b>3.700</b>
<b>Totale</b>			<b>19.651</b>
Circolazione generale ( 18%)			<b>3.537</b>
<b>Totale</b>			<b>23.189</b>
<b>G Centrale impianti (10%)</b>			<b>2.319</b>
<b>TOTALE</b>			<b>25.507</b>








A.1.	A.1. INTENSIVE CARE 6.p.l.			
	Stanza	N.stanze	Mq./stanza	Mq. totali
	Box paziente	2	16	32
	Isolato	1	22	22
	Servizio igienico	1	4	4
	Degenza aperta	3	14	42
	tot. p.l.	6		
	Controllo infermiere	1	12	12
	Lavoro infermiere, guardaroba	1	13	13
	Lavoro sporco	1	11	11
	Deposito apparecchiature	1	14	14
	Visita	1	14	14
	Cucinetta	1	6	6
	Sosta barelle	1	4,5	4,5
	Attesa parenti	1	15	15
	Servizi igienici parenti	2	4	8
	Locale pulizie	1	3	3
	Laboratorio	1	9	9
	Capo sala	1	9	9
	Medico	1	12	12
	Spogliatoi e servizi personale	2	12	24
	Sosta personale	1	9	9
	Medico di guardia	1	9	9
	Servizio igienico con doccia	1	7	7
	Totale			279,5
	Grossing factor 1,3			363,35






A.5.	A.5. INTEGRATED NEUROSURGERY TYPESARY THERAPY 6 .I.			
	Stanza	N.stanze	Mq./stanza	Mq. totali
	Box paziente	5	16	80
	Isolato	1	22	22
	Servizio igienico	1	4	4
	tot. p.l.	6		
	Controllo infermiere	1	12	12
	Lavoro infermiere, guardaroba	1	13	13
	Lavoro sporco	1	11	11
	Deposito apparecchiature	1	14	14
	Cucinetta	1	6	6
	Sosta barelle	1	3	3
	Attesa parenti	1	15	15
	Servizi igienici parenti	2	4	8
	Locale pulizie	1	3	3
	Laboratorio	1	9	9
	Capo sala	1	9	9
	Filtro/spogliatoi e servizi personale	2	12	24
	Sosta personale	1	9	9
	Medico di guardia	1	9	9
	Servizio igienico con doccia	1	7	7
	Totale			258
	Grossing factor 1,3			335,4






A.7.	A.7. TYPE DEAGMENT			
	Stanza	N.stanze	Mq./stanza	Mq. totali
	Stanza a 2 letti con servizio	10	25	250
	Stanza a 1 letto con servizio	5	25	125
	Soggiorno	1	24	24
	Stanza visita	1	24	24
	Bagno assistito	1	15	15
	Stazione infermiere	1	9	9
	Lavoro infermiere	1	12	12
	Capo sala	1	12	12
	Studio medico	1	12	12
	Sala riunioni	1	12	12
	Sosta personale	1	18	18
	Spogliatoio personale	2	6	12
	Serv. igienici personale	2	6	12
	Guardaroba,biancheria pulita	1	12	12
	Lavoro sporco	1	12	12
	Deposito attrezzature	1	14	14
	Magazzino	1	12	12
	Locale pulizie	1	6	6
	Deposito barelle	1	4	4
	Cucinetta	1	12	12
	Attesa parenti	1	18	18
	Colloquio parenti	1	12	12
	Serv. igienici visitatori	2	6	12
	Totale			651
	Grossing factor 1,4			911,4





B.1	B.1. GENERAL AMBULATOR			
	Stanza	N.stanze	Mq./stanza	Mq. totali
	Bancone informazioni	1	6	6
	Attesa pazienti	3	34	102
	Colloquio parenti	1	9	9
	Servizi igienici	3	12	36
	Servizio handicappati	1	9	9
	WC raccolta campioni	1	5	5
	Sala giochi bambini	1	20	20
	Servizi igienici bambini	2	6	12
	Accettazione	2	6	12
	Stanza visita	12	18	216
	Lavoro sporco	1	12	12
	Lavoro pulito	1	12	12
	Locale pulizie	1	6	6
	Deposito attrezzature	1	14	14
	Deposito pulito	1	12	12
	Studio medico	1	14	14
	Capo sala	1	12	12
	Segreteria	1	12	12
	Sosta personale	1	18	18
	Locale medici	1	18	18
	Serv. igienici personale	2	6	12
	Totale			569
	Grossing factor 1,4			796,6






B.4.	B.4. DAY HOSPITAL			
	Stanza	N.stanze	Mq./stanza	Mq. totali
	Stanza a 2 con servizio	5	25	125
	Stanza singola con servizio	10	25	250
	Sala medicazioni	1	18	18
	Accettazione, archivio	1	12	12
	Stazione infermiere	1	9	9
	Lavoro infermiere	1	12	12
	Capo sala	1	12	12
	Studio medico	3	12	36
	Laboratorio	1	12	12
	Sosta personale	1	18	18
	Spogliatoio personale	2	6	12
	Serv. igienici personale	2	6	12
	Guardaroba, biancheria pulita	1	12	12
	Lavoro sporco	1	12	12
	Deposito attrezzature	1	14	14
	Magazzino	1	12	12
	Locale pulizie	1	6	6
	Cucinetta	1	12	12
	Attesa parenti	1	18	18
	Serv. igienici parenti	2	6	12
	Totale			626
	Grossing factor 1,4			876,4






C.2.	C.2. OPERATING BLOCK (4 rooms)			
	Stanza	N.stanze	Mq./stanza	Mq. totali
	Major special procedure	1	49	49
	S.O. chirurgia generale	3	36	108
	tot.	4		
	Centro di controllo	1	12	12
	Lavoro anestesisti	1	12	12
	Materiale sterile	1	12	12
	Refertazione	1	8	8
	Deposito apparecchiature	1	8	8
	Laboratorio	1	9	9
	Lavaggio chirurgi	4	5	20
	Sosta barelle	2	12	24
	Anestesia	4	8	32
	Sub sterilizzazione	1	8	8
	Deposito sporco	1	6	6
	Sosta rx portatile	1	2	2
	Locale pulizie	1	3	3
	Spogliatoio uomini	1	24	24
	Spogliatoio donne	1	24	24
	Sosta personale	1	16	16
	Capo sala	1	9	9
	Segreteria	1	9	9
	Capo anestesista	1	12	12
	Recovery room 5 p.l.	5	15	75
	Isolato (ogni 5 sale)	1	22	22
	tot. p.l.	6		
	Stazione infermiere	1	9	9
	Cucinetta	1	6	6
	Deposito pulito	1	12	12
	Lavoro sporco	1	12	12
	Deposito apparecchiature	1	12	12
	Totale			555
	Grossing factor 1,45			804,75





C.4.	CENTRAL LABORATORY			
	Stanza	N.stanze	Mq./stanza	Mq. totali
	Ematologia	1	250	50
	Urine	1	40	40
	Batteriologia	1	80	80
	Immunologia e sierologia	1	250	50
	Chimica clinica	1	250	250
	Elettroforesi e proteine	1	150	150
	Centro trasfusionale	1	70	50
	Immunochimica	1	200	200
	Totale			870
	Grossing factor 1,30			1131





C.5.	C.5. RADIOTHERAPY			
	Stanza	N.stanze	Mq./stanza	Mq. totali
	Acceleratore lineare	1	120	120
	Controllo	1	11	11
	Cobalto terapia	1	90	90
	Controllo	1	11	11
	Simulatore	1	36	36
	Controllo	1	11	11
	Camera oscura	1	6	6
	Segreteria, accettazione	1	14	14
	Stazione infermiere	1	9	9
	Archivio	1	9	9
	Ambulatorio prima visita	1	18	18
	Visita	2	18	36
	Visita post trattamento	2	18	36
	Attesa	1	24	24
	Spogliatoi	6	3	18
	Attesa barellati	1	12	12
	Servizi igienici	2	6	12
	Studio medico	1	14	14
	Fisico	1	14	14
	Piani di trattamento	1	14	14
	Locale tecnici	1	18	18
	Officina maschere	1	25	25
	Deposito maschere	1	20	20
	Deposito	1	14	14
	Sosta personale	1	18	18
	Servizi igienici personale	2	6	12
	Totale			622
	Grossing factor 1,4			870,8









C.7.	IMAGE DIAGNOSTICS			
	Stanza	N.stanze	Mq./stanza	Mq. totali
	Segreteria, accettazione	1	14	14
	Stazione infermiere	1	9	9
	Servizi igienici personale	2	6	12
	Archivio	1	9	9
	Ambulatorio prima visita	1	18	18
	Visita	2	18	36
	Spogliatoi	4	3	12
	Studio medico	1	14	14
				124
	Area RMN			
	Stazione infermiere	1	9	9
	Attesa	1	24	24
	Attesa barellati	1	12	12
	Servizi igienici	2	6	12
	Sala RMN	1	40	40
	Spogliatoi	2	3	6
	Comandi	1	11	11
	Sala elaborazione dati	1	18	18
	Refertazione	1	12	12
	Preparazione emergenza	1	20	20
	Deposito pulito	1	8	8
	Lavoro sporco	1	8	8
	Servizi igienici personale	2	6	12
				192
	Area TAC			
	Stazione infermiere	1	9	9
	Attesa	1	24	24
	Attesa barellati	1	12	12
	Servizi igienici	2	6	12
	Sala TAC	2	36	72
	Spogliatoi	4	3	12
	Comandi	2	11	22
	Sala elaborazione dati	2	10	20
	Refertazione	2	12	24
	Preparazione emergenza	1	20	20
	Deposito pulito	1	8	8
	Lavoro sporco	1	8	8
	Servizi igienici personale	2	6	12
				255
	Area diagnostica tradizionale			
	Stazione infermiere	1	9	9
	Attesa	2	24	48
	Attesa barellati	2	12	24
	Servizi igienici	4	6	24
	Rx toracica	1	26	26
	Rx ossea	1	26	26
	Comandi	2	6	12
	Refertazione	1	9	9
	Spogliatoi	2	3	6





	Servizi igienici	1	3	3
	Telecomandata	1	26	26
	Urologica	1	26	26
	Comandi	2	6	12
	Refertazione	1	9	9
	Spogliatoi	2	3	6
	Servizi igienici	1	3	3
	Polifunzionale	1	35	35
	Preparazione	1	18	18
	Comandi	1	8	8
	Refertazione	1	9	9
	Spogliatoi	1	3	3
	Mammografia	1	20	20
	Spogliatoi	1	3	3
	Refertazione	1	3	3
	Deposito pulito	1	4	4
	Lavoro sporco	1	4	4
	Servizi igienici personale	2	6	12
	Ecografia	2	20	40
	Spogliatoi	4	3	12
	Servizi igienici	2	3	6
				446
	Totale			1017
	Grossing factor 1,4			1423,8





C.8.	ENDOSCOPY			
	Stanza			
	Segreteria, accettazione	N.stanze	Mq./stanza	Mq. totali
	Stazione infermiere	1	9	9
	Servizi igienici personale	2	6	12
	Archivio	1	9	9
	Ambulatorio visita	1	18	18
	Visita post trattamento	2	18	36
	Attesa	1	24	24
	Attesa barellati	1	12	12
	Servizi igienici	2	6	12
	Studio medico	1	14	14
	Preparazione	2	20	40
	Servizi igienici	2	8	16
	Spogliatoio	2	3	6
	Lavoro sporco	1	8	8
	Endoscopia	2	35	70
	Lavaggio	1	30	30
	Deposito pulito	1	18	18
	Deposito	1	8	8
	Endoscopia	2	35	70
	Spogliatoio	2	3	6
	Servizi igienici	2	4	8
	Sosta personale	1	18	18
	Studio medico	2	14	28
	Totale			472
	Grossing factor 1,4			
				660,8
				925,12





D.5.	LOCALI DIDATTICI E DI SUPPORTO			
	Stanza riunioni settimanali	2	18	36
	Centro studi e biblioteca	1	60	60
	Sala conferenze	1	250	250
	Visiting doctors	4	18	72
	Totale			418
	Grossing factor 1,35			564,3





## 6 EXPECTED TIMES

Urbanization project viability and internal networks to the nucleus (from the on-site inspection of the site)	45 days
Hospital feasibility project	0 days
Preliminary hospital project: (from the appointment and the inspection of the site)	60 days
Final design and executive hospital including structure and facilities (from the approval of the preliminary)	120 days
Permits, assignment of work, contracts:	30 days
Realization of works of external arrangement, viability, parking, green, infrastructures inside the nucleus (in conjunction with the construction of the building)	150 days
Construction of the hospital building, including the plant sanitary, electric and driving power hydrothermo, with the exclusion of any Electro-medical implant or equipment or kitchen and laundry and every furniture (from the approval of the project and the contract)	24 days
Assembly the electro-medical implant or equipment or kitchen and laundry and every furniture (to be defined)	

